



Music Theory Games

Print of the following pages. Use the first two pages of colored tags to label small boxes, cups, or cans. Use the last four pages to play sorting, relay, or “hunting” games while reinforcing these musical concepts.

1

2

3

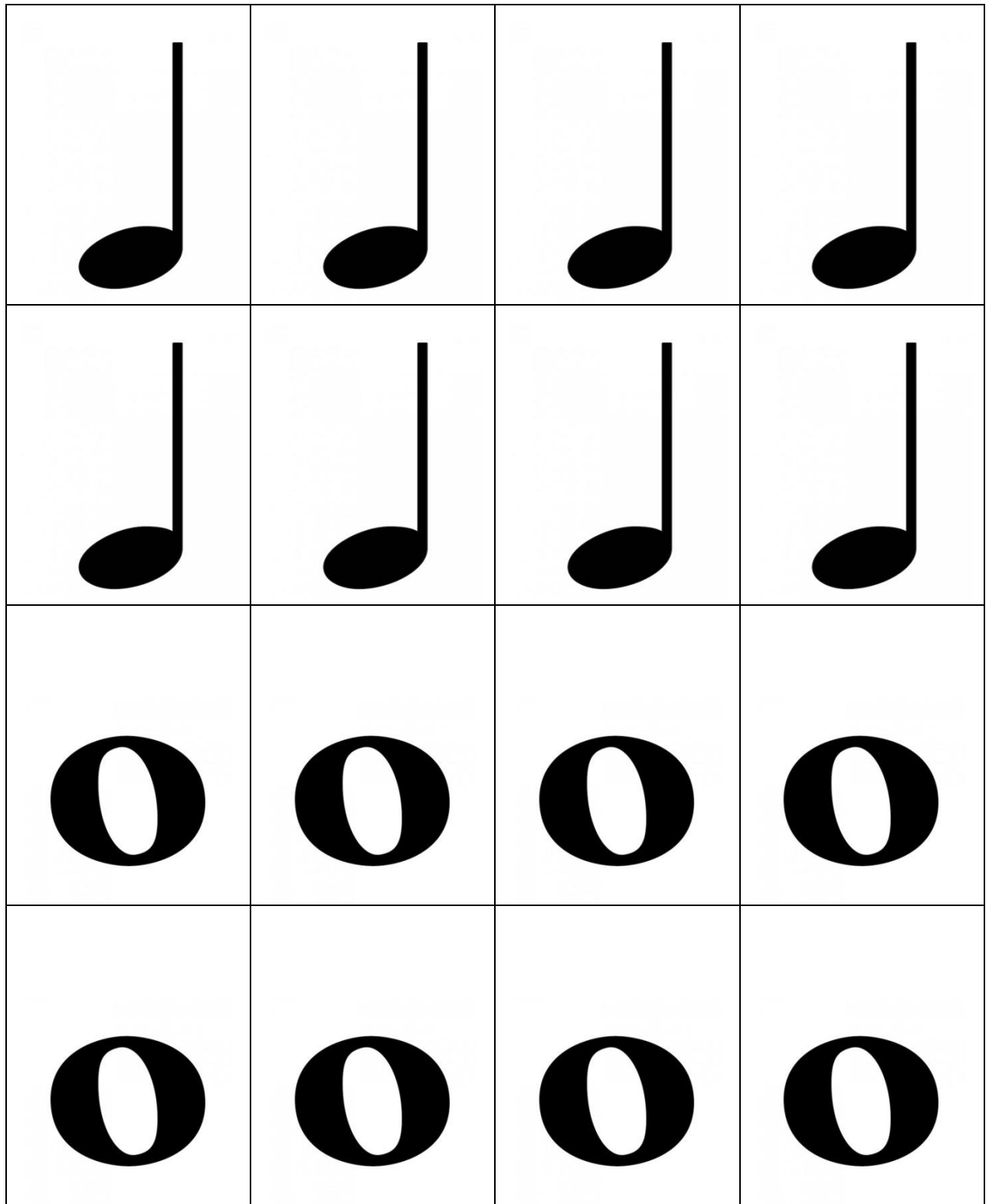
4


1/2

















Shh...


Faster!

Slower





| | | | |
|--|--|---|--|
| top  | top  | top  | top  |
| top  | top  | top  | top  |
| top  | top  | top  | top  |
| top  | top  | top  | top  |



| | | | |
|-----------|-----------|-----------|-----------|
| <i>P</i> | <i>P</i> | <i>P</i> | <i>P</i> |
| <i>mp</i> | <i>mp</i> | <i>mp</i> | <i>mp</i> |
| <i>f</i> | <i>f</i> | <i>f</i> | <i>f</i> |
| <i>mf</i> | <i>mf</i> | <i>mf</i> | <i>mf</i> |