


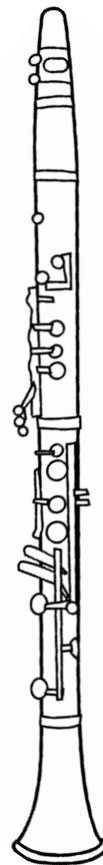
# String Instruments

1. Color the neck of each instrument **green**.
2. Color the tuning pegs of each instrument **red**
3. Often, string instruments are played with a bow.  
Color the bow **blue**.
4. The body of string instruments are usually made from wood. Color the body **brown**.



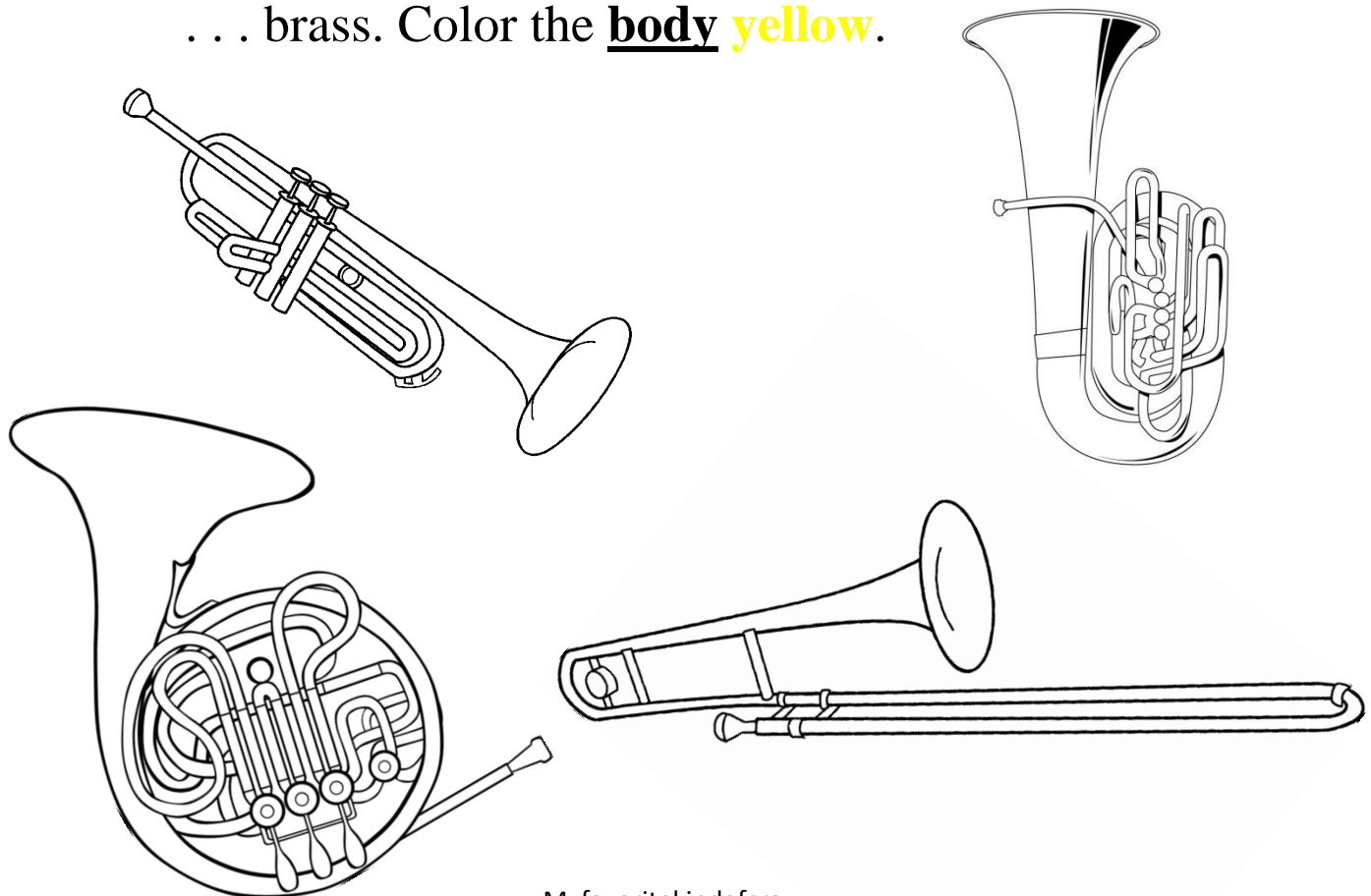
# Woodwind Instruments

1. Circle the mouthpiece of each instrument.
2. If an instrument is played by blowing across a reed, color the circle you just drew **yellow**.
3. If an instrument has a whistle-type mouthpiece, color the circle you drew **blue**.
4. The bodies of woodwind instruments are all basically pipes with holes. Color the “pipe” whatever color you like.



# Brass Instruments

1. Brass instruments are long pipes (often curved or curled) with wide openings at the ends, called **bells**. Draw a square around the **bells** of these instruments.
2. Brass instruments are played by buzzing your lips against the **mouthpiece**. Color the **mouthpieces** **red**.
3. **Valves** open and close different parts of the pipe when you press on them to create different notes. Color the **valves** **blue**.
4. The **body** of brass instruments are usually made from . . . brass. Color the **body** **yellow**.



# Percussion Instruments

1. Percussion instruments make noise when they are hit, shaken, or scraped. Color the instrument that makes a sound when *shaken* **red**.
2. Color the instrument below **blue** that has *strings*, *hammers*, and *keys*.
3. Circle the **2** instruments below that can't be tuned, and *only play one note*.

